

# shu

design arch. anna e carlo bartoli



Sistema composto da poltrona e 3 pouff di diverse forme.

La struttura interna è in tubolare metallico curvato con cinghie elastiche.

L'imbottitura è realizzata completamente con stampaggio a freddo in poliuretano ed è avvolta da una materassina in Dacron Dupont.

Appoggi a terra in plastica.

La poltrona ha lo schienale staccabile e regolabile in varie posizioni.

Il rivestimento, facilmente sfoderabile, è disponibile:

- 1) con uno speciale "Tessuto 1258" lavabile bi-elastico in 100% Lana e Lycra di forte grammatura (750 gr/mq), in parecchie varianti di colore tinta unita;
- 2) con tessuto in Lycra bielastica di forte spessore, con disegni fantasia ottenuti con uno speciale sistema di stampa;
- 3) in pelle o ecopelle (non sfoderabile) con un particolare studio delle cuciture data la complessità delle forme.

Disponibile a richiesta nella versione ignifuga

Seating system composed of a relax armchair and 3 different shaped poufs.

Internal frame in tubular metal assembled on elastic belts.

Padding entirely in polyurethane soft moulded Rofoam and wrapped in a soft Dacron Dupont.

Moulded plastic feet.

The relax armchair has removable and adjustable backrest.

Coverings, that can be easily removed and washed, are available:

- 1) in a special bi-elastic 100% heavy Wool-Lycra "Fabric 1258" (750gr/m2) with many different plain colours;
- 2) in Bi-elastic combined Lycra fabric;
- 3) in leather or ecoleather (not removable), using a special stitching technique due to the complexity of the shapes.

Also available in a fire retardant version.

# shu

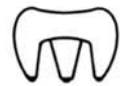
design arch. anna e carlo bartoli



**SHU 88**




88 x 105 x h 94




**SHU 53**



53 x 49 x h 42




**SHU 120**



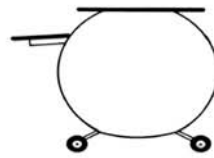
120 x 60 x h 42



**SHU 65**



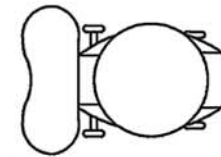
65 x 65 x h 42



**SHU WS**



(81 / 102) x 76 x h 76





**COVERING in 1258**

a special bi-elastic 100% heavy Wool-Lycra fabric (750gr/m2)



Relax armchair (88x105x94h)

**SHU 88**

SHU – design Arch. Anna & Carlo Bartoli

**rovi di albizzate**  
dal 1935



**COVERING in  
LEATHER OR ECOLEATHER**

Relax armchair (88x105x94h)

**SHU 88**

*SHU – design Arch. Anna & Carlo Bartoli*

**rovi di albizzate**  
dal 1935



**COVERING in LEATHER**  
Relax armchair (88x105x94h)  
**SHU 88**



SHU – design Arch. Anna & Carlo Bartoli



Relax armchair (88x105x94h)

**SHU 88**

Square Pouff (65x65x42h)

**SHU 65**

**COVERING in LEATHER**

*SHU – design Arch. Anna & Carlo Bartoli*

**rossi di albizzate**  
dal 1933



**COVERING in 1334-B Cromatisme 1**  
Special printed bi-elastic combined Lycra fabric



**COVERING in 1334 Cromatisme 1**  
Special printed bi-elastic combined Lycra fabric



Relax armchair (88x105x94h)

**SHU 88**

SHU – design Arch. Anna & Carlo Bartoli

**rossi di albizzate**  
dal 1933



**COVERING in COM FABRIC**

Relax armchair (88x105x94h)

**SHU 88**

*SHU – design Arch. Anna & Carlo Bartoli*

**rossi di albizzate**  
dal 1955





Rectangular Pouff (120x60x42h)  
**SHU 120**



Square Pouff (65x65x42h)  
**SHU 65**



Triangular Pouff (53x49x42h)  
**SHU 53**

**COVERINGS in 1258**

a special bi-elastic 100% heavy Wool-Lycra fabric (750gr/m2)

SHU – design Arch. Anna & Carlo Bartoli



Triangular Pouff (53x49x42h)  
**SHU 53**



Square Pouff (65x65x42h)  
**SHU 65**

**COVERINGS in  
LEATHER OR ECOLEATHER**

SHU – *design Arch. Anna & Carlo Bartoli*

**rossi di albizzate**  
dal 1933



Saint Jean de Luz - **Zazpi Hotel**

SHU – *design Arch. Anna & Carlo Bartoli*





Berlin – **Supergood Gastro GmbH**

SHU – *design Arch. Anna & Carlo Bartoli*

**rossi di albizzate**  
dal 1933





Manchester - **Arora International Hotel**



Warsaw - **Hotel Le Regine**

SHU – *design Arch. Anna & Carlo Bartoli*



TESSUTO SPECIALE ELASTICIZZATO IN LANA 100% DA USARE PER I SEGUENTI MODELLI:  
SPECIAL ELASTIC 100% WOOL FABRIC TO BE USED FOR THE FOLLOWING MODEL ONLY:  
ALEA - DONDOLO - DUMBO - GEA - GEO - KANJI - SHA - SHE - SHU - SLALOMS - SUPERSASSI - SUPERUOVO - TUBE



1258/1



1258/2



1258/3



1258/4



1258/5



1258/6




1258/7



1258/8



1258/9



1258/10



1258/11



1258/12



1258/13



1258/14



1258/15



1258/16



1258/17



1258/18



1258/19




1258/20



1258/21

## COVERINGS in 1258

a special bi-elastic 100% heavy Wool-Lycra fabric (750gr/m2)



**GRAFFITI - 1329**  
by Arch. Pio & Tito Toso.

Abbinato a tessuto Lycra  
tinta unita bianco.  
Coordinated with plain  
white Lycra fabric.



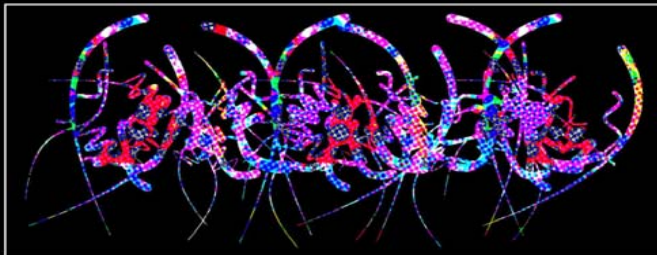
**FLORA - 1324**  
by Arch. Pio & Tito Toso

Abbinato a tessuto Lycra  
tinta unita bianco.  
Coordinated with plain  
white Lycra fabric.



**FLORA - 1324-B**  
by Arch. Pio & Tito Toso

Abbinato a tessuto Lycra  
tinta unita nero.  
Coordinated with plain  
black Lycra fabric.



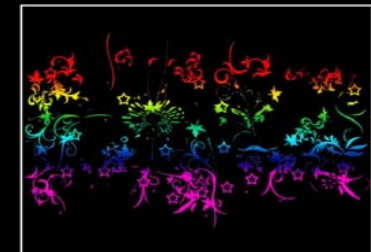
**GRAFFITI - 1329-B**  
by Arch. Pio & Tito Toso

Abbinato a tessuto Lycra  
tinta unita nero.  
Coordinated with plain  
black Lycra fabric.



**GLADE - 1337**  
by Arch. Pio & Tito Toso

Abbinato a tessuto Lycra  
tinta unita bianco.  
Coordinated with plain  
white Lycra fabric.



**GLADE - 1337-B**  
by Arch. Pio & Tito Toso

Abbinato a tessuto Lycra  
tinta unita nero.  
Coordinated with plain  
black Lycra fabric.




**ER BETTA - 1338**  
by Arch. Pio & Tito Toso

Abbinato a tessuto Lycra  
tinta unita bianco.  
Coordinated with plain  
white Lycra fabric.



**PIPE - 1330**  
by Arch. Pio & Tito Toso

Abbinato a tessuto Lycra  
tinta unita bianco.  
Coordinated with plain  
white Lycra fabric.



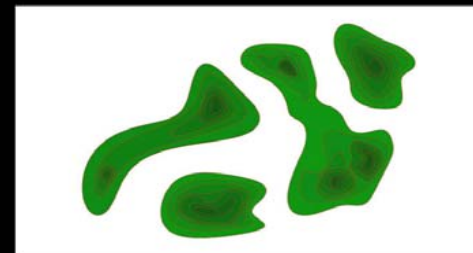
**PIPE - 1330-B**  
by Arch. Pio & Tito Toso

Abbinato a tessuto Lycra  
tinta unita nero.  
Coordinated with plain  
black Lycra fabric.



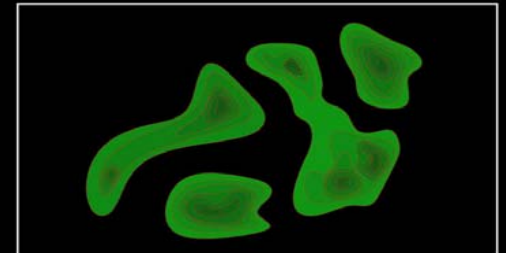
**ER BETTA - 1338-B**  
by Arch. Pio & Tito Toso

Abbinato a tessuto Lycra  
tinta unita nero.  
Coordinated with plain  
black Lycra fabric.



**LEVEL - 1331**  
by Arch. Pio & Tito Toso

Abbinato a tessuto Lycra  
tinta unita bianco.  
Coordinated with plain  
white Lycra fabric.



**LEVEL - 1331-B**  
by Arch. Pio & Tito Toso

Abbinato a tessuto Lycra  
tinta unita nero.  
Coordinated with plain  
black Lycra fabric.





**CROMATISME 1 - 1334**  
by Alain Carré

Abbinato a tessuto Lycra  
tinta unita bianco.  
Coordinated with plain  
white Lycra fabric.



**CROMATISME 1 - 1334-B**  
by Alain Carré

Abbinato a tessuto Lycra  
tinta unita nero.  
Coordinated with plain  
black Lycra fabric.




**CROMATISME 2 - 1335**  
by Alain Carré

Abbinato a tessuto Lycra  
tinta unita bianco.  
Coordinated with plain  
white Lycra fabric.



**MOTO - 1336**  
by Alain Carré

Abbinato a tessuto Lycra  
tinta unita nero o bianco.  
Coordinated with plain  
black or white Lycra fabric.



**RIVER - 1332**  
by Alain Carré

Abbinato a tessuto Lycra  
tinta unita bianco.  
Coordinated with plain  
white Lycra fabric.



**RIVER - 1332-B**  
by Alain Carré

Abbinato a tessuto Lycra  
tinta unita nero o bianco.  
Coordinated with plain  
black or white Lycra fabric.



**FALLS - 1333**  
by Alain Carré

Abbinato a tessuto Lycra  
tinta unita bianco.  
Coordinated with plain  
white Lycra fabric.

Nuova collezione di rivestimenti di Design creata per alcuni Modelli dell'Advanced Line da Architetti e Stilisti, utilizzando uno speciale sistema di stampa su tessuti in Lycra® bielastica accoppiata, in abbinamento allo stesso tessuto unito, bianco o nero, per rivestire i modelli elencati sotto ogni disegno.

New Design Collection Coverings created for some of our Advanced Line models by architects and designers by means of a special printing process on bi-elastic Combined Lycra® fabric, coordinated to the same plain coloured fabric, white or black as covering for the following models listed below each design.

**RIVER - 1332 - 1332-B**  
by Alain Carré

KANJI (KJ1- KJ2) - SHU88 - SLALOM (SM1S - SM2S - SM8S - SM9S) - SUPERSASSI (ELEMENTI CON BASE / ITEMS WITH BASE SIZE 85 - 100 - 160 - 190 ) - TUBE

**FALLS - 1333**  
by Alain Carré

SUPERSASSI ( P85 - P100 - P100BSDXSX- P100SB2)

**CHROMATISME 1 - 1334 - 1334-B**  
by Alain Carré

DONDOLO (DO1 - DO6) - KANJI (KJ1 - KJ2) - SHU88 - SLALOM (SM1S - SM2S - SM8S - SM9S) - TUBE

**CHROMATISME 2 - 1335**  
by Alain Carré

KANJI (KJ1 - KJ2)

**MOTO - 1336**  
by Alain Carré

KANJI (KJ2)

**FLORA - 1324 - 1324-B**  
by Arch. Pio & Tito Toso

BABA' - GEA - GEO - SHA - SLALOM (SM1S - SM2S - SM8S - SM9S - SM15S - SM16S - SM17S - SM18S - SM19S - SM20S - SM21S) - SUPERSASSI

**GRAFFITI - 1329 - 1329-B**  
by Arch. Pio & Tito Toso

BABA' - DONDOLO (DO1 - DO6) - DUMBO - GEA - GEO - KANJI - SHA - SHE - SHU SLALOM (SM1S - SM2S - SM8S - SM9S - SM15S - SM16S - SM17S - SM18S - SM19S - SM20S - SM21S) - SUPERSASSI - TUBE

**PIPE - 1330 - 1330-B**  
by Arch. Pio & Tito Toso

DONDOLO (DO1 - DO6) - DUMBO - SHE - SHU (SHU53 - SHU 65) - SUPERSASSI (P85 - P100 - P100BSDXSX- P100SB2) - TUBE (TU75 - TU100)

**LEVEL - 1331 - 1331-B**  
by Arch. Pio & Tito Toso

BABA' - KANJI (KJ1 - KJ2) - SUPERSASSI (ELEMENTI CON BASE / ITEMS WITH BASE SIZE 85 - 100 - 160 - 190 - 220 - 250)

**GLADE- 1337 - 1337-B**  
by Arch. Pio & Tito Toso

BABA' - DONDOLO (DO1 - DO6) - KANJI (KJ1 - KJ2) SHU - SLALOM (SM1S - SM2S - SM8S - SM9S) - SUPERSASSI - TUBE

**ER-BETTA - 1338 - 1338-B**  
by Arch. Pio & Tito Toso

BABA' - DONDOLO (DO1 - DO6) - DUMBO - GEA - GEO - KANJI - SHA - SHE - SHU SLALOM (SM1S - SM2S - SM8S - SM9S - SM15S - SM16S - SM17S - SM18S - SM19S - SM20S - SM21S) - SUPERSASSI - TUBE

# rossi di albizzate

*dal 1935*

Head office and factory showroom

*Address :* Via Mazzini, 1 - 21041 ALBIZZATE (VA) Italy

*E-mail :* [info@rossidialbizzate.it](mailto:info@rossidialbizzate.it)

*Web Site :* [www.rossidialbizzate.it](http://www.rossidialbizzate.it)

*Tel :* +39.0331.993200

*Fax :* +39.0331.991583